


MEMBERSHIP & VOLUNTEER INFORMATION




GOLDEN VALLEY LIGHT RAILWAY



MEMBERSHIP

This option is for people who are interested in the G.V.L.R. and who want to support us, but who do not have the time to help us on-site.

Benefits include: - Our quarterly magazine
"Two Foot Topics"
Free travel on the G.V.L.R.
Half price travel on the MR-B's
standard gauge trains



VOLUNTEER - TRAIN CREW

This option is for people who would like to guard or drive our trains one afternoon a month during the summer season. We will give you full training so that you can operate the trains safely.

Benefits include: - The satisfaction of bringing pleasure to our passengers as you transport them through our Country Park.
The reward to you of operating our Narrow Gauge Railway as part of a friendly team.
The benefits of Membership, as above.

VOLUNTEER - ALL ROUNDER


This option is for people who have more time and would like to get involved in all aspects of the railway, from operating to restoration and tracklaying to hedge laying.

Benefits include: - As above plus being able to take an active and full part in all aspects of the operating and maintenance of our railway.

Want to know more?

For a no obligation tour to find out more about us, please use the contact page on the website.

Additional information at www.gvlr.org.uk
Or please email :- membership@gvlr.org.uk



O&K 7529

Drawn by Pat Draper

Working members are required to wear protective footwear for their own safety.

G.V.L.R.A. Membership Form

Membership rates for 2024

Adults	£22-00
Juniors (under 18)	£11-00
Senior Citizens / Unwaged	£20-00
Family (2 adults + 2 kids)	£44-00
Life	£440-00
Family life	£450-00
(Please tick category required)	

Name

.....

Address

.....

.....

Postcode

E-mail

Tel No

Payment by Bank Transfer - Please transfer the correct amount to the following account :-

"MRT Narrow Gauge Shed Fund Coach" -- Account No. 01340274 -- sort code 30 90 25

With your Surname and Postcode in the Reference Field

Payment by cheque (Please make payable to MRT Narrow Gauge Shed Fund – Coach)

Please return the completed form to:-
The Membership Secretary G.V.L.R.A.
Boden House, Lynam Road
Wingfield Park
ALFRETON
DE55 7LS

I am a UK tax payer and I wish the
Midland Railway Trust to reclaim
Gift Aid on this subscription on
behalf of the GVLRA.

(Please tick box) ☐

HOW YOU CAN HELP

By volunteering to drive or guard our
passenger trains one or more afternoons a
month (full training will be given).

The GVLRA is always pleased to receive
donations of railway books and railwayana
for its fundraising stall. Please leave a
message at www.gvlr.org.uk/contactus.html
and we can collect.

The Golden Valley Light Railway

The G.V.L.R. was formed in 1986
with the aim of building a working 2ft
(610mm) narrow gauge railway at the
Midland Railway - Butterley.

A 390 metres long line opened for
passenger carrying services in June 1991,
with trains initially worked by "Campbells"
(a 60 hp diesel loco) hauling one coach. By
1994, three coaches were in service to cope
with increased passenger numbers.

Soon afterwards, the 1300 metres
long extension to a new station at the back of
the former Newlands Inn, Golden Valley,
was started. Five years later the inaugural
passenger train broke the opening ribbon on
23rd May 1999.

By 2007 a 450 sq metre (5,000 sq ft)
Running Shed had been completed providing
the G.V.L.R. with permanent under cover
storage and first class maintenance facilities.

The 1 mile G.V.L.R. is currently
home to 2 steam locomotives, 21 diesel and
battery electric locomotives, 8 coaches
including the historic former ALR coach
No.4 and the former Ffestiniog Railway
coaches 118 & 119 and 34 assorted wagons.